

Beach to water signals



1. Attract attention



2. Pick up swimmers




3. Proceed further out to sea




4. Go the right or to the left



5. Remain stationary



6. Message understood, all clear



7. Pick up or adjust buoys

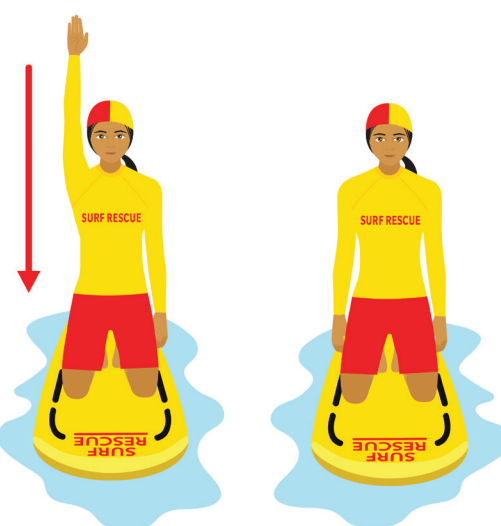


8. Return to shore

Water to beach signals



9. Assistance required



10. Shore signal received and understood



11. Emergency evacuation alarm



12. Submerged victim missing



13. All clear/ok



14. Powercraft wishes to return to shore